



COMBiLiFT

CUSTOMISED HANDLING SOLUTIONS

COMBiLiFT SIDELOADER RANGE



**YOUR GLOBAL PARTNER
IN 75+ MARKETS**



Australia: 1300 552 422



Germany: 0800 000 57 64



North America: 1877 266 2456



Spanish : +34 947 26 70 70



UK: 07870 976 758

COMBiLiFT

Co. Monaghan
Ireland

T: +353 47 80500

F: +353 47 80501

E: info@combilift.com

Distributed by:

COMBi-SL

This hydrostatic all-wheel drive truck differentiates itself from the traditional sit-down siders by offering operators the opportunity to drive in four directions. The Combilift SL allows companies to have the benefits of narrow aisles, superior manoeuvrability and the ability to block or bulk stack by driving forwards.

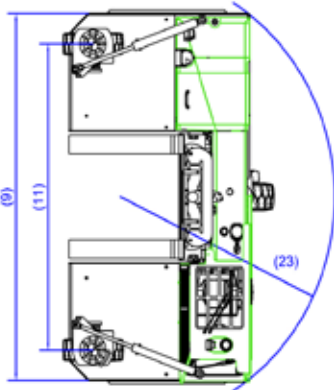
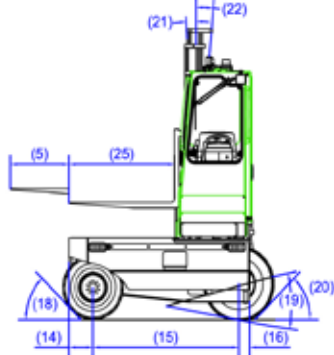
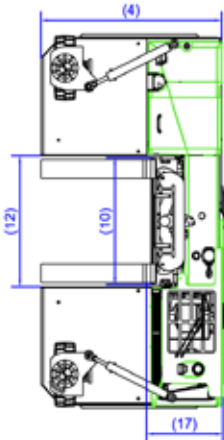
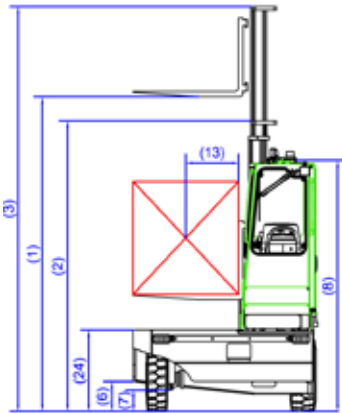


COMBi-SR: Rear Mounted Cabin



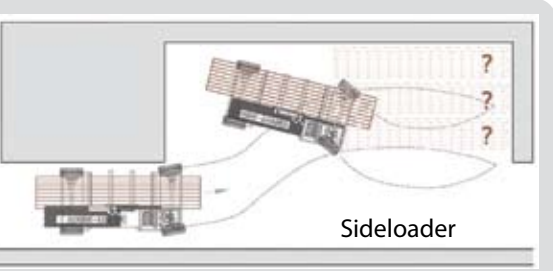
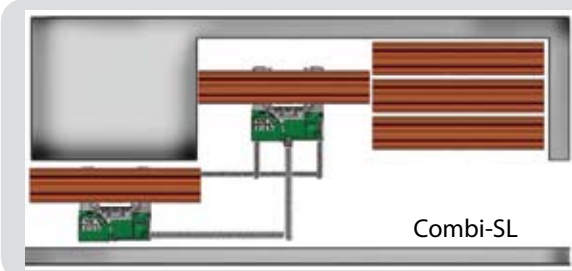
COMBi-SL

REF	DESCRIPTION	C4500SL	C5000SL	C6000SL
1a	Standard Lift Height		4040mm	
1b	Free Lift Height		0mm	
2	Height Mast Closed		3000mm	
3	Max. (Mast Raised)		5200mm	
4	Overall Length	2050mm	2050mm	2250mm
5	Mast Travel	1290mm	1290mm	1490mm
6	Ground Clearance Under Mast		300mm	
7	Ground Clearance to Wheelbase Centre		235mm	
8	Height Over Cab or of Overhead Guard		2670mm	
9	Width		3900mm	
10	Outside Spread of Fork Arms		1350mm	
11	Track Front		3258mm	
12	Frame Opening		1400mm	
13	Load Centre Distance		600mm	
14	Overhang Front		272mm	
15	Wheel Base	1658mm	1858mm	1858mm
16	Overhang Back		121mm	
17	Length from Face of Fork		850mm	
18	Approach Angle		45 °	
19	Ramp Angle		18 °	
20	Departure Angle		45 °	
21	Forward Tilt		3 °	
22	Backward Tilt		5 °	
23	Minimum Outside Radius		2590mm	
24	Platform Height (Optional 750mm)	850mm	850mm	850mm
25	Platform Length	1200mm	1400mm	1400mm
A	Capacity	4500kg	5000kg	6000kg
B	Unden Weight	9800kg	9900kg	10200kg
C	Maximum Ground Speed		20km/h	
D	Gradibilty		15%	
E	Kubota V3800-T Diesel/ 4.3 ltr GM LPG		74kW/ 72kW	
F	Electric's		12 Volt	
G	Fork Sections 50 x 200 x	1200mm	1200mm	1400mm
H	27 x 10-12 Front Tyre		OD 680mm / Width 255mm	
I	355/65-15 Rear Tyre		OD 800mm/ Width 295mm	
J	Standard Colour		Green and Grey	
K	Suspension Seat		KAB Model 116	



FEATURES INCLUDE:

- Rubber Mounted Half Open Cabin
 - Multi-Direction Operation
 - 3 Wheel hydrostatic Drive
- Load Sensing Steering
 - 4 Way Lever Postioning of Wheels
 - Hydraulic Oil Cooler



COMBiLiFT 4 WHEEL SiDELOADER

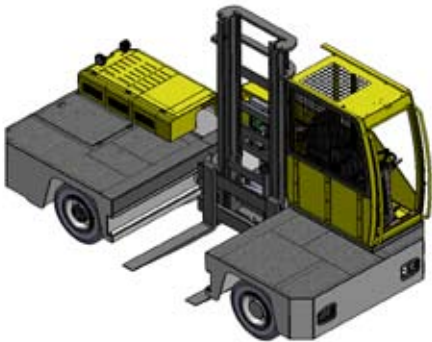
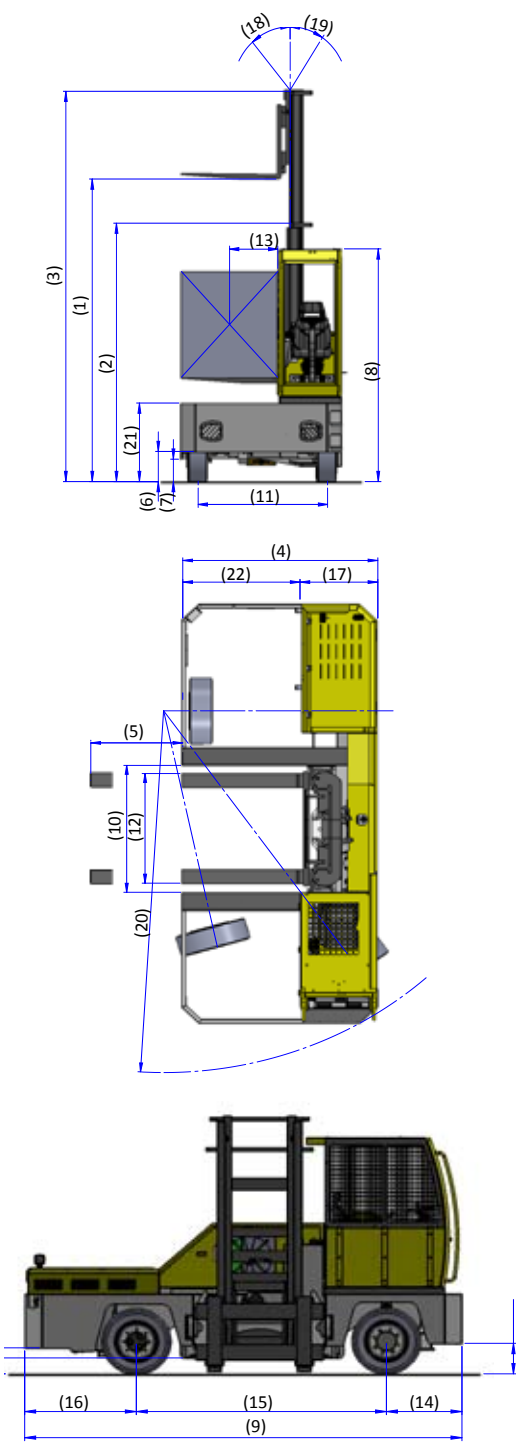


Single hydrostatic drive motor coupled to a differential axle ensures reliable continuous drive for long distance travel



COMBiLiFT 4 WHEEL SiDELOADER

Ref.	DESCRIPTION	Standard	Option
1a	Max. Lift Height	4040mm	
1b	Freelift Height	0mm	
2	Height Mast Closed	3035mm	
3	Max. (Mast raised)	5150mm	
4	Overall Width	2000mm	2200mm
5	Mast Travel	1250mm	1450mm
6	Ground Clearance Under Mast	240mm	
7	Ground Clearance to Centre of Wheelbase	240mm	
8	Height Over Cab (Without work - lights)	2730mm	
9	Length	4560mm	
10	Outside Spread of Fork Arms	1360mm	
11	Track	1713mm	
12	Frame Opening	1400mm	
13	Load Centre Distance	600mm	
14	Overhang Front	820mm	
15	Wheelbase	2510mm	
16	Overhang Back	1130mm	
17	Length From Face of Fork	800mm	
18	Forward Tilt	4°	
19	Backward Tilt	5°	
20	Minimum Outside Radius	4200mm	
21	Platform Height	920mm	
22	Platform Length	1200mm	1400mm
A	Capacity	5000kg	
B	Unladen Weight	7500kg	7900kg
C	Maximum Ground Speed	25km/h	
D	Gradability	15%	
E	Kubota V3800T	74kW	
F	Electrics	12 Volt	
G	Fork Section 50mm x 200mm	1200mm	1400mm
H	8.25 - 15 Front Tyre Pneumatic/Super Elastic	OD 853mm / Width 253mm	
I	8.25 - 15 Rear Tyre Pneumatic/Super Elastic	OD 853mm / Width 253mm	
J	Standard Colour	Yellow & Grey	
K	Suspension Seat	KAB Model 116	



FEATURES INCLUDE:

- Rubber Mounted Cabin
- Wet Disc Brakes
- 2 Wheel Drive
- Load Sensing Steering
- Tilting Chassis
- Hydraulic Oil Cooler